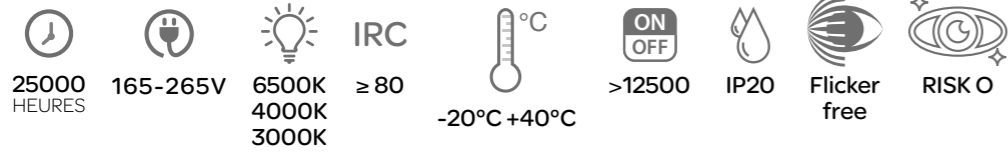
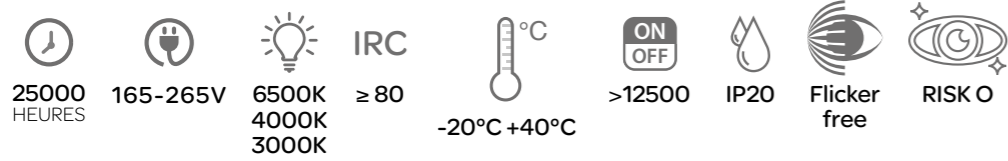



Lampes Led *new*



Forme	Watt	Culot	EEL	Luminosité / lm	FP	Angle	Dimensions
GU10	7W	GU10	A+	630 lm	>0,5	38°/60°	50x55



Forme	Watt	Culot	EEL	Luminosité / lm	FP	Angle	Dimensions
MR16	7W (12V)	GU5.3	A+	630 lm	>0,5	60°	50x50



Forme	Watt	Culot	EEL	Luminosité / lm	FP	Angle	Dimensions
C37	5W	E14	A+	450 lm	>0,5	200°	37x100



Tubes Led *new*



Matière	Puissance	Courant	Lumens	K
Tube led en verre	15	0,6	1400	7000
Tube led en verre	28	0,12	2800	7000
Tube led en verre	24	0,10	2400	7000
Tube led en PC (PF 0,9)	18	0,081	1800	7000



VARAT Tunisie

Lot N°50, Rue Jendouba - Zone Industrielle Mghira, Tunisie
Tél.: +216 71 448 525 / 71 100 480 - Fax : +216 71 449 882

www.someflighting.com



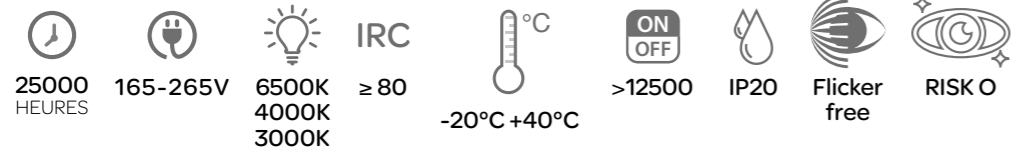
Lampes LED



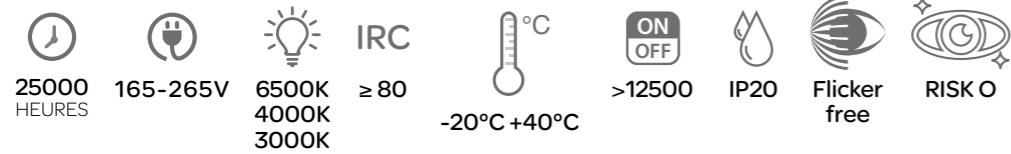
www.someflighting.com

C37: Valeur Concept: 55 192 300

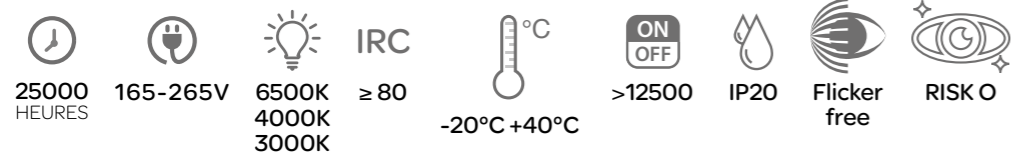
Lampes Led *new*



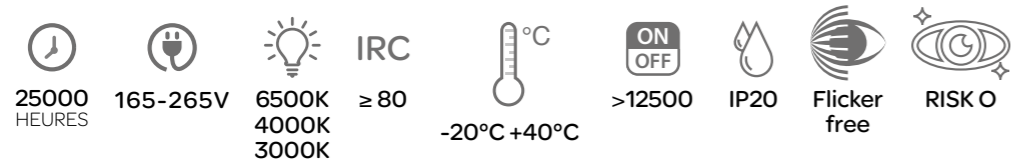
Forme	Watt	Culot	EEL	Luminosité / lm	FP	Angle	Dimensions
A60	9W	E27	A+	810 lm	> 0,5	200°	60x108
A60	11W	E27	A+	1050 lm	> 0,5	200°	60x110



Forme	Watt	Culot	EEL	Luminosité / lm	FP	Angle	Dimensions
A65	15W	E27	A+	1400 lm	> 0,5	200°	65x130



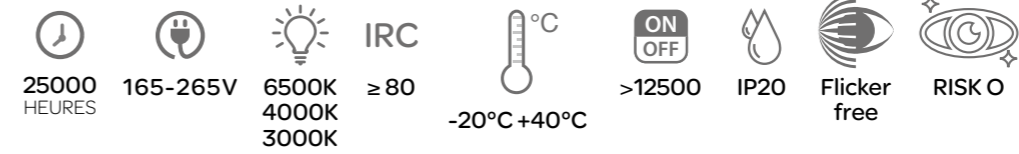
Forme	Watt	Culot	EEL	Luminosité / lm	FP	Angle	Dimensions
A70	18W	E27	A+	1650 lm	> 0,5	200°	80x153



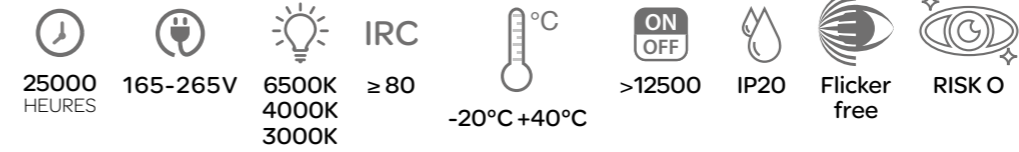
Forme	Watt	Culot	EEL	Luminosité / lm	FP	Angle	Dimensions
A60	9W	B22	A+	810 lm	> 0,5	200°	60x108
A60	11W	B22	A+	810 lm	> 0,5	200°	60x110
A65	15W	B22	A+	810 lm	> 0,5	200°	65x130
A70	18W	B22	A+	810 lm	> 0,5	200°	80x153



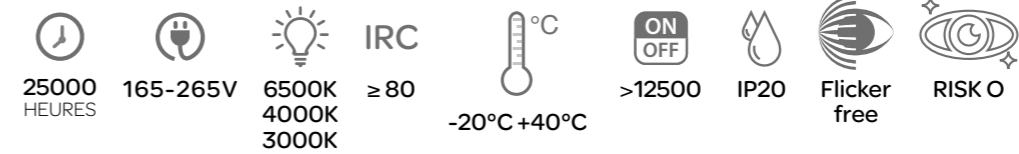
Lampes Led *new*



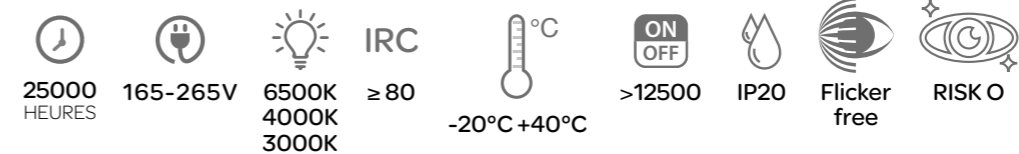
Forme	Watt	Culot	EEL	Luminosité / lm	FP	Angle	Dimensions
G45	5W	E27	A+	450 lm	> 0,5	200°	45x78



Forme	Watt	Culot	EEL	Luminosité / lm	FP	Angle	Dimensions
P45	8W	E14	A+	720 lm	> 0,5	200°	45x88



Forme	Watt	Culot	EEL	Luminosité / lm	FP	Angle	Dimensions
T30	30W	E27	A+	2700 lm	> 0,5/0,9	160°	100x153



Forme	Watt	Culot	EEL	Luminosité / lm	FP	Angle	Dimensions
T140	50W	E27	A+	4500 lm	> 0,5/0,9	160°	140x192,5

